

MEMORANDUM

date: 22 July 1980

to: C.D. Read Dept. 3Z21 CENTRAL
J.F. Tyson Dept. 3Z00 CENTRAL

from: J.E. Mowle Dept. 265 MERILINE CRT


copies to: R. Kenedi Dept. 3A00 CENTRAL
J. Lapointe Dept. 8E70 MERILINE CRT

subject: United States Patent No. 255,680
Issued: July 1, 1980
Entitled: TELEPHONE BASE
Invented by: C.D. Read and J.F. Tyson

I am pleased to advise you that the above-identified Patent on your invention has been granted to Northern Telecom.

Enclosed is your copy of this Patent.

JEM:lab
Encl.


J. E. Mowle,
Patent Department.

[54] TELEPHONE BASE

[75] Inventors: Clifford D. Read, Almonte; John F. Tyson, Ottawa, both of Canada

[73] Assignee: Northern Telecom Limited

[**] Term: 14 Years

[21] Appl. No.: 905,415

[22] Filed: May 12, 1978

[51] Int. Cl. D14-03

[52] U.S. Cl. D14/60; D14/58

[58] Field of Search D14/60, 62, 53, 61, D14/58; 179/100 D, 100 R, 178, 179, 146 R

[56] References Cited

U.S. PATENT DOCUMENTS

D. 194,540 2/1963 Brown D14/62

D. 210,777 4/1968 Dreyfuss D14/60
D. 234,851 4/1975 Tyson et al. D14/60
D. 246,043 10/1977 Taylor D14/53
3,515,816 6/1970 Laing 179/100 R

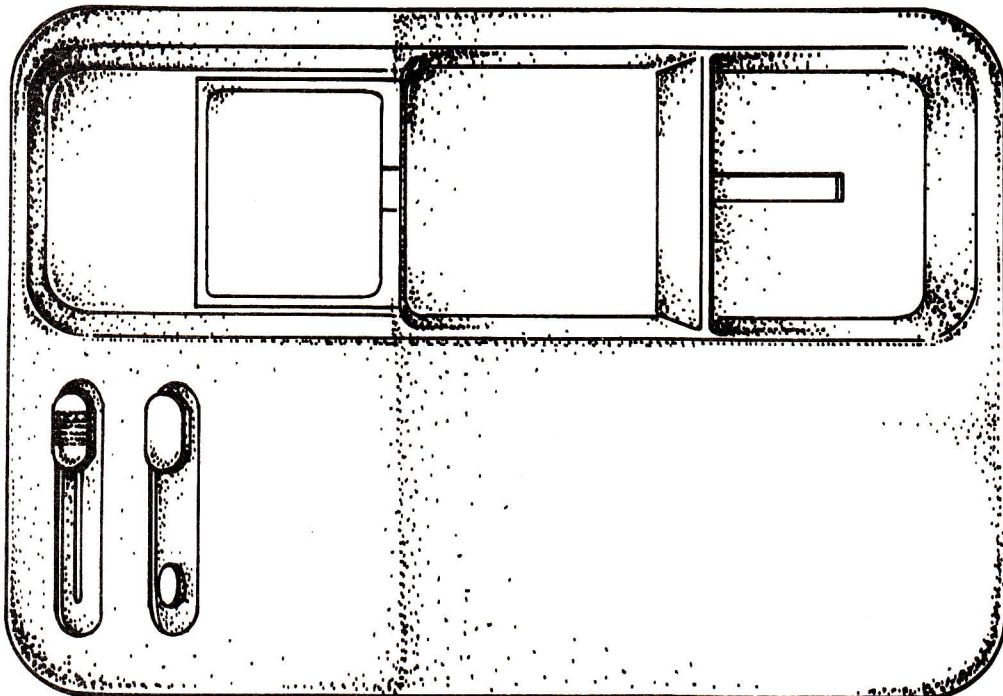
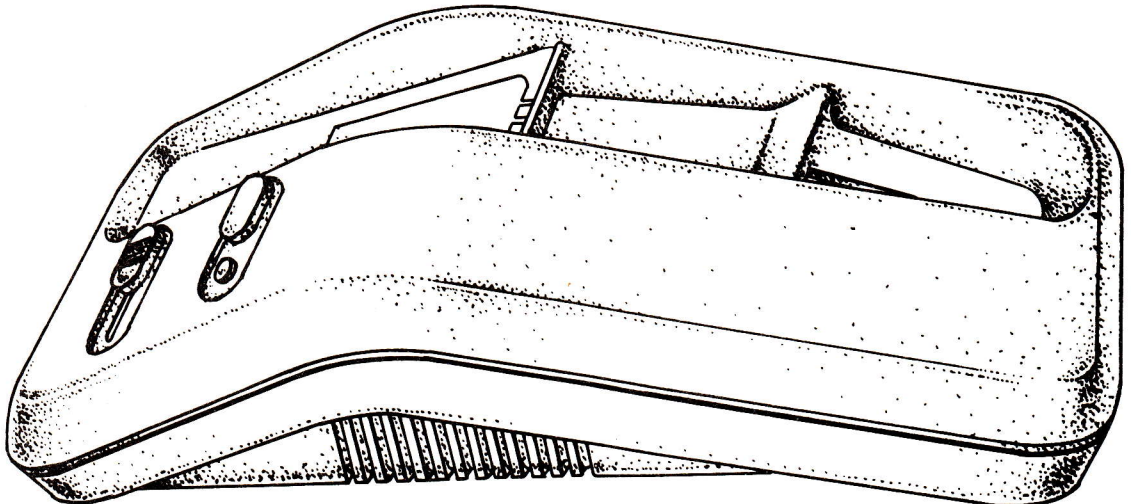
Primary Examiner—Bernard Ansher
Attorney, Agent, or Firm—John E. Mowle

[57] CLAIM

The ornamental design for a telephone base, substantially as shown.

DESCRIPTION

FIG. 1 is a perspective view of the telephone base showing our new design;
FIG. 2 is a top plan view;
FIG. 3 is one side elevational view;
FIG. 4 is the other side elevational view;
FIG. 5 is one end elevational view; and
FIG. 6 is the other end elevational view.



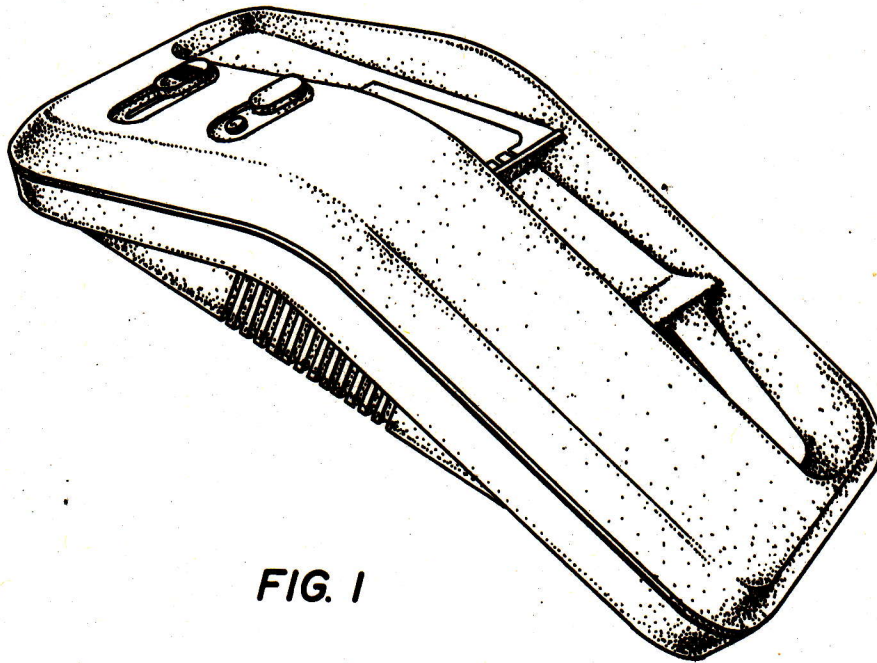


FIG. 1

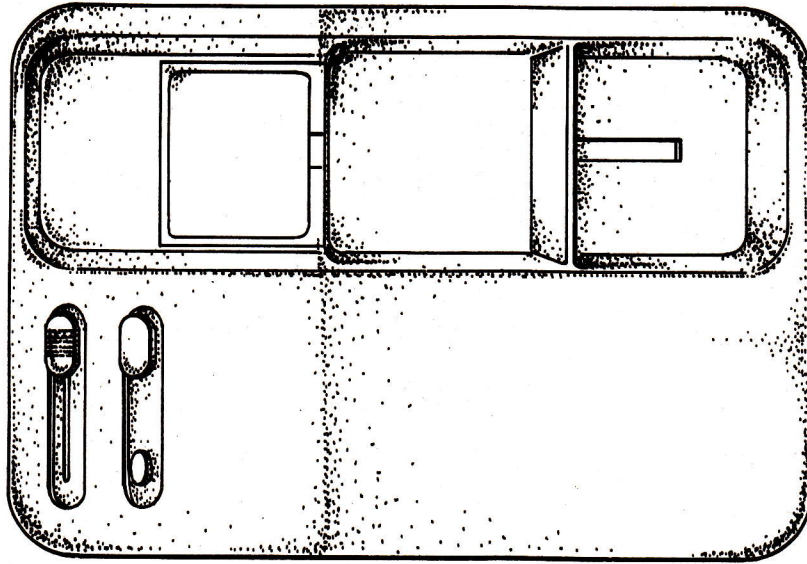


FIG. 2

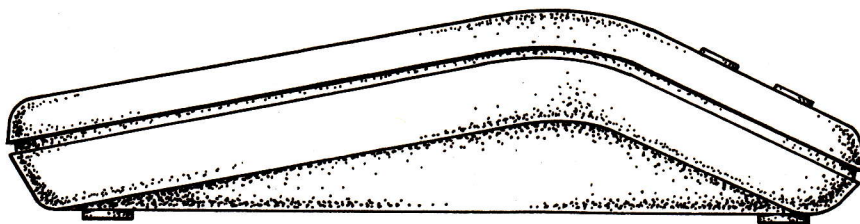


FIG. 3

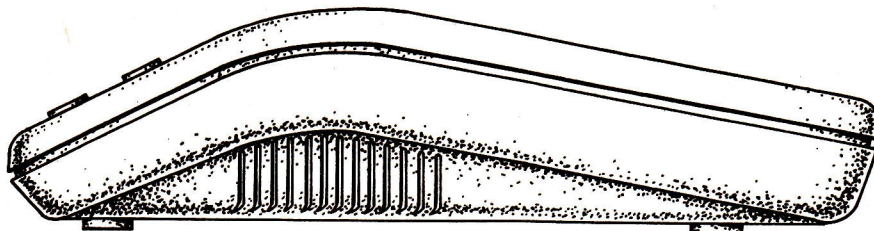


FIG. 4

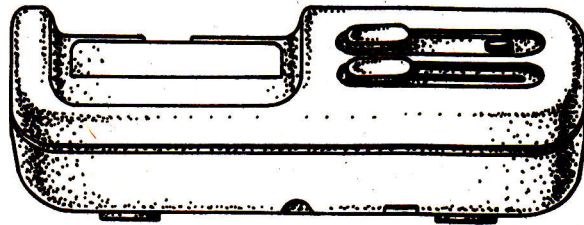


FIG. 5

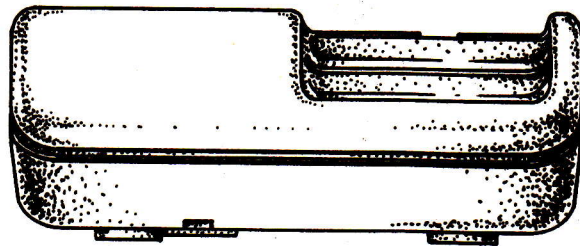


FIG. 6