


MEMORANDUM

April 1, 1985

To: K. Buechner Dept. 0B00 Carling
From: S.T. Jelly Dept. 267 Meriline
Subject: United States Design Patent #276,339
Issued on November 13, 1984
Title: HOUSING FOR A TELECOMMUNICATION
INSTRUMENT BASE
Inventor: Clifford Dean Read

We are pleased to advise you that the above-identified patent has been granted to Northern Telecom Limited.

Please arrange to have the enclosed copy of the patent presented to Cliff Read via his manager and advise other interested parties of this achievement.



Sidney T. Jelly,
Patent Department.

STJ/sc
Encl.

[54] HOUSING FOR A TELECOMMUNICATION INSTRUMENT BASE

[75] Inventor: Clifford D. Read, Almonte, Canada

[73] Assignee: Northern Telecom Limited, Montreal, Canada

[**] Term: 14 Years

[21] Appl. No.: 360,189

[22] Filed: Mar. 22, 1982

[52] U.S. Cl. D14/60

[58] Field of Search D14/60, 61, 62, 59, D14/65; 179/100 D, 100 R, 179, 178

[56] References Cited

U.S. PATENT DOCUMENTS

D. 203,750	2/1966	Wharton	D14/62
D. 232,227	7/1974	Bee et al.	D14/62
D. 247,813	5/1978	Genaro et al.	D14/60
D. 249,882	10/1978	Genaro et al.	D14/61
D. 252,331	7/1979	Baase et al.	D14/60
D. 252,569	8/1979	Genaro et al.	D14/60
D. 252,929	9/1979	Genaro et al.	D14/60

D. 260,643	9/1981	Foggia et al.	D14/60
D. 265,089	6/1982	Bee	D14/60
D. 266,667	10/1982	Bee	D14/60

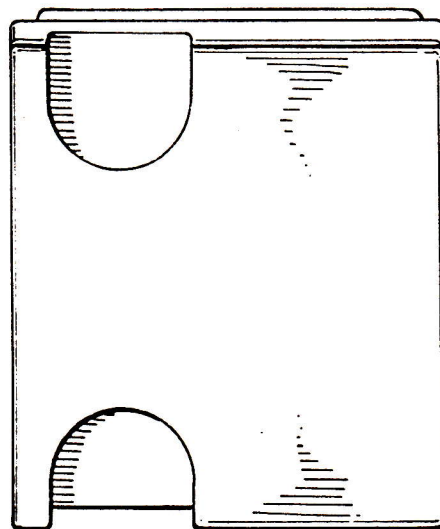
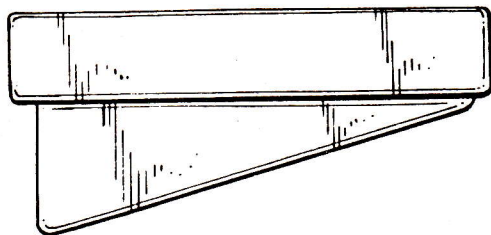
Primary Examiner—Wallace R. Burke
Assistant Examiner—Horace B. Fay
Attorney, Agent, or Firm—Sidney T. Jelly

[57] CLAIM

The ornamental design for a housing for a telecommunication instrument base, substantially as shown and described.

DESCRIPTION

FIG. 1 is a side view of a housing for a telecommunication instrument base showing my new design, the view on the other side being a mirror image;
FIGS. 2 and 3 are opposite end views thereof;
FIGS. 4 and 5 are top and bottom views, respectively, thereof;
FIG. 6 is a side view of a second embodiment of the design shown in FIG. 1;
FIGS. 7 and 8 are opposite end views thereof; and
FIGS. 9 and 10 are top and bottom views, respectively, thereof.






FIG. 1

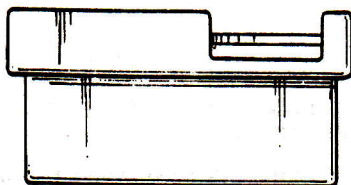


FIG. 2

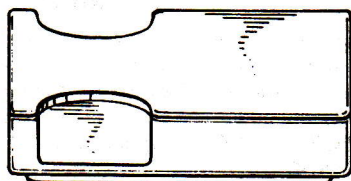


FIG. 3

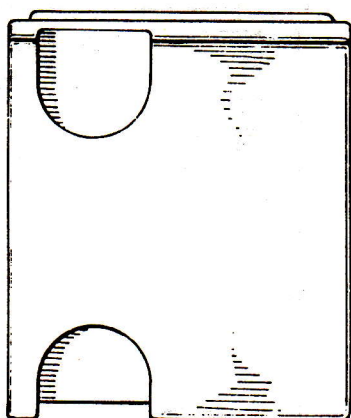


FIG. 4




FIG. 5

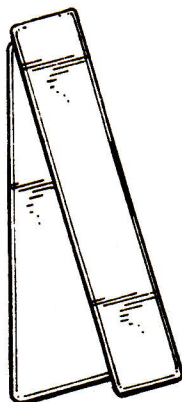


FIG. 6

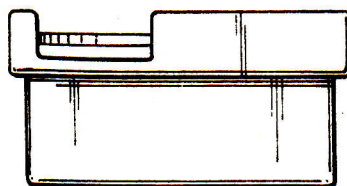


FIG. 7

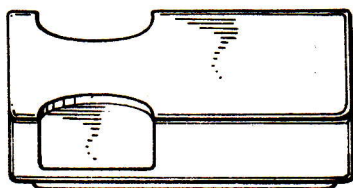


FIG. 8

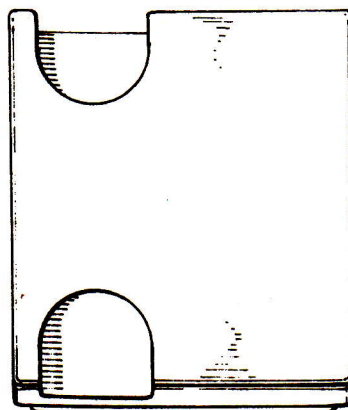


FIG. 9




FIG. 10