

#	426
FILE:	personal.
OCT 10 1984	
COPIES TO:	

MEMORANDUM

Date: October 3, 1984


To: Klaus Buechner            Dept. 0B00            Carling            *Route to Cliff.*

From: Sidney T. Jelly            Dept. 267            Meriline            *PP.*

Subject: United States Design Patent No. D275,101  
          Issued on August 14, 1984  
          Title: TELEPHONE BELL CHIME ENCLOSURE  
          Inventor: Clifford D. Read

We are pleased to advise you that the above-identified design patent has been granted to Northern Telecom Limited.

Please arrange to have the enclosed copy of the patent presented to Cliff Read via his manager and advise other interested parties of this achievement.



Sidney T. Jelly,  
Group Patent Manager,  
Patent Department.

STJ/sc:Encl.

**United States Patent** [19]

[11] **Patent Number: Des. 275,101**

**Read**

[45] **Date of Patent: \*\* Aug. 14, 1984**

- [54] **TELEPHONE BELL CHIME ENCLOSURE**
- [75] **Inventor: Clifford D. Read, Almonte, Canada**
- [73] **Assignee: Northern Telecom Limited, Montreal, Canada**
- [\*\*] **Term: 14 Years**
- [21] **Appl. No.: 342,174**
- [22] **Filed: Jan. 25, 1982**
- [52] **U.S. Cl. .... D14/92; D14/59; D14/31; D10/106**
- [58] **Field of Search .... D10/106, 121; 179/100 R, 100 D, 100 L, 84 T, 178, 179, 1 E, 6.01, 51 AA; D14/92, 33, 52, 53, 59; 340/384, 384 E, 392**

- D. 244,468 5/1977 Büchin ..... D14/92 X
- D. 261,118 10/1981 Perhacs, Jr. .... D10/121

**OTHER PUBLICATIONS**

Radio Shack, ©1981, p. 162, item 279-376, outdoor extension telephone ringer.

*Primary Examiner*—Bernard Ansher  
*Attorney, Agent, or Firm*—Sidney T. Jelly

[57] **CLAIM**

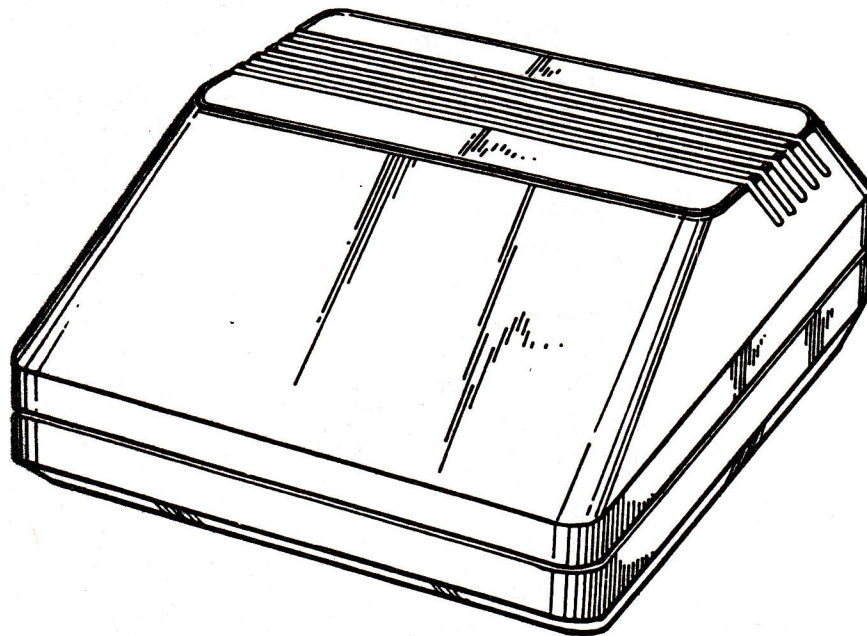
The ornamental design for a telephone bell chime enclosure, substantially as shown and described.

**DESCRIPTION**

FIG. 1 is a top front perspective view of a telephone bell chime enclosure, showing my new design; FIG. 2 is a top plan view thereof; FIG. 3 is a side elevation thereof; FIG. 4 is a front elevation thereof; FIG. 5 is a rear elevation thereof; and FIG. 6 is a bottom plan view thereof.

[56] **References Cited**  
**U.S. PATENT DOCUMENTS**

- D. 73,910 11/1927 Grandin ..... D14/33
- D. 105,513 8/1937 Cardoza ..... D14/92



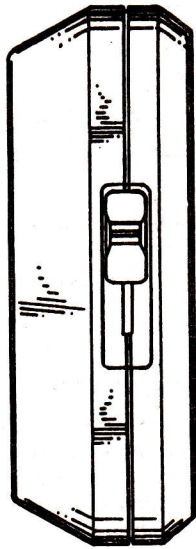


FIG. 5.

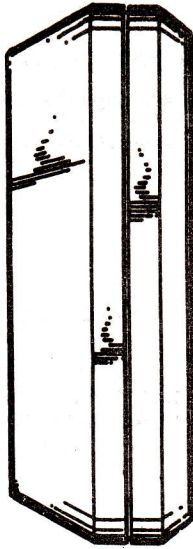
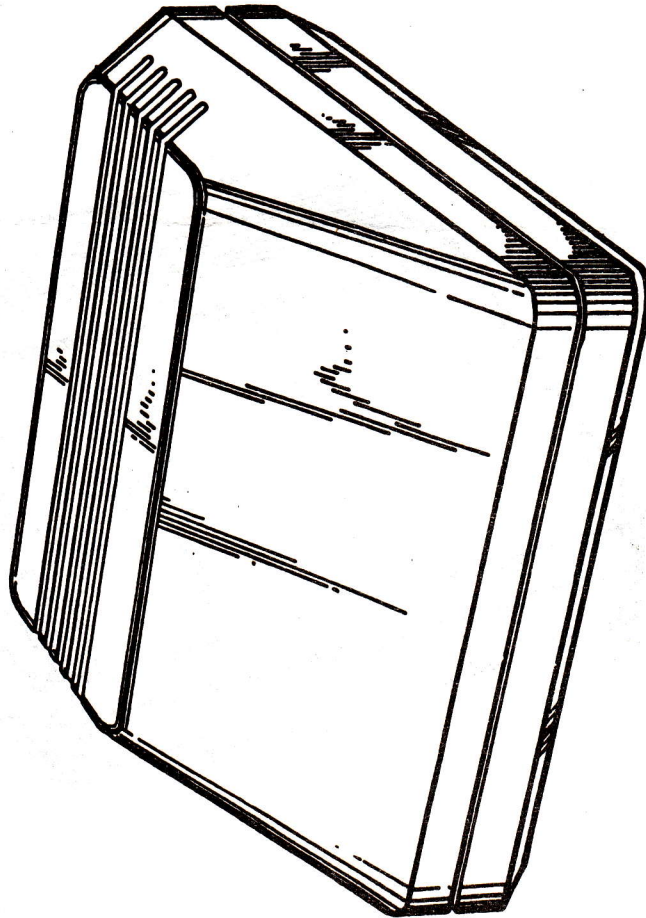


FIG. 4.

FIG. 1.



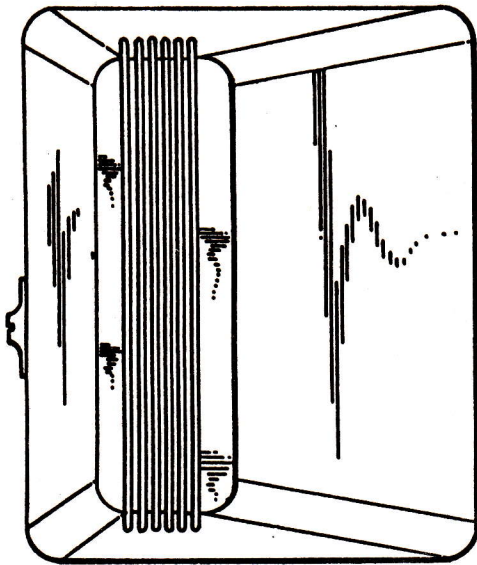


FIG. 2.

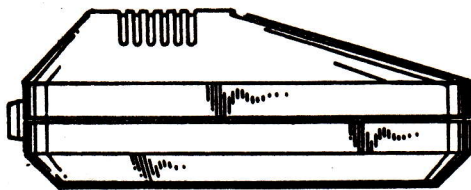


FIG. 3.

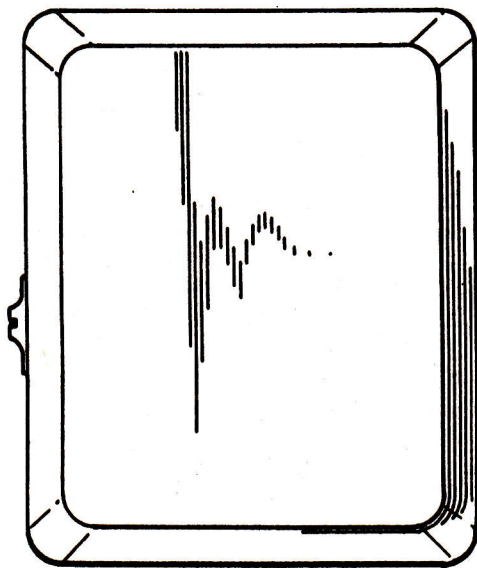


FIG. 6.