

24 March 1988

to: C. Read 9Z21 Carling

from: P. Cashin 9A01 Carling

copies to: H. Bender 0B00 Carling
P. Trussler 9Z01 Carling
D. Ryan 9Z21 Carling

subject: U.S. Patent No. D294252 - VERTICAL POSITION TELEPHONE BASE
U.S. Patent No. D294352 - TELEPHONE SET BASE
U.S. Patent No. D294253 - BASE FOR A TELEPHONE SET
U.S. Patent No. D294254 - BASE FOR A TELEPHONE SET
U.S. Patent No. D294255 - BASE FOR A TELEPHONE SET
U.S. Patent No. D294256 - BASE FOR A TELEPHONE SET

I am pleased to advise you that the above-identified patents have been granted to Northern Telecom.

Enclosed are your copies of the patents.

Congratulations.

Peter

Peter M. Cashin
Assistant Vice-president
Design Interpretive and Computing Technology

United States Patent [19]
Read

[11] **Patent Number: Des. 294,256**
 [45] **Date of Patent: ** Feb. 16, 1988**

- [54] **BASE FOR A TELEPHONE SET**
 [75] **Inventor: Clifford D. Read, Almonte, Canada**
 [73] **Assignee: Northern Telecom Limited, Montreal, Canada**
 [**] **Term: 14 Years**
 [21] **Appl. No.: 907,611**
 [22] **Filed: Sep. 15, 1986**
 [52] **U.S. Cl. D14/62; D14/57; D14/60**
 [58] **Field of Search D14/52, 53, 60, 62, D14/57; 379/435, 434, 436, 440, 428, 419**

- D. 263,588 3/1982 Helmer D14/60
 D. 263,589 3/1982 Read D14/60
 D. 264,337 5/1982 Kessler D14/57
 D. 285,198 8/1986 Danielson et al. D14/53 X

FOREIGN PATENT DOCUMENTS

2161673A 1/1986 United Kingdom 379/434

Primary Examiner—Wallace R. Burke
Assistant Examiner—Horace B. Fay, Jr.
Attorney, Agent, or Firm—Schwartz, Jeffery, Schwaab, Mack, Blumenthal & Evans

[57] **CLAIM**

The ornamental design for a base for a telephone set, substantially as shown and described.



DESCRIPTION

FIG. 1 is a top, right side and front perspective view of a base for a telephone set showing my new design; FIG. 2 is a top plan view thereof; FIG. 3 is a front elevational view thereof; FIG. 4 is a bottom plan view thereof; FIG. 5 is a rear elevational view thereof; and, FIGS. 6 and 7 are respectively right and left side elevational views thereof.

References Cited

U.S. PATENT DOCUMENTS

- D. 189,580 1/1961 Cannon D14/62
 D. 202,191 7/1965 Divietro D14/57
 D. 219,454 12/1970 Silten D14/57
 D. 227,265 6/1973 Hagemann D14/6
 D. 228,035 7/1973 Cobb D14/60
 D. 253,345 11/1979 Read et al. D14/57 X
 D. 255,235 6/1980 Kepford D14/57 X



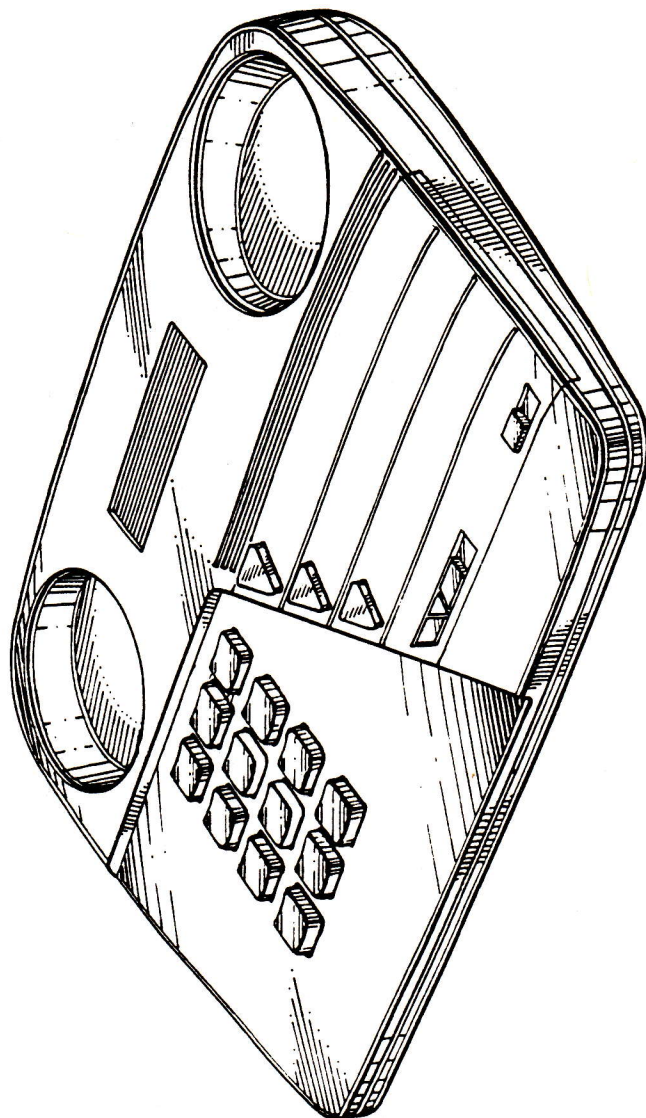


FIG. 1

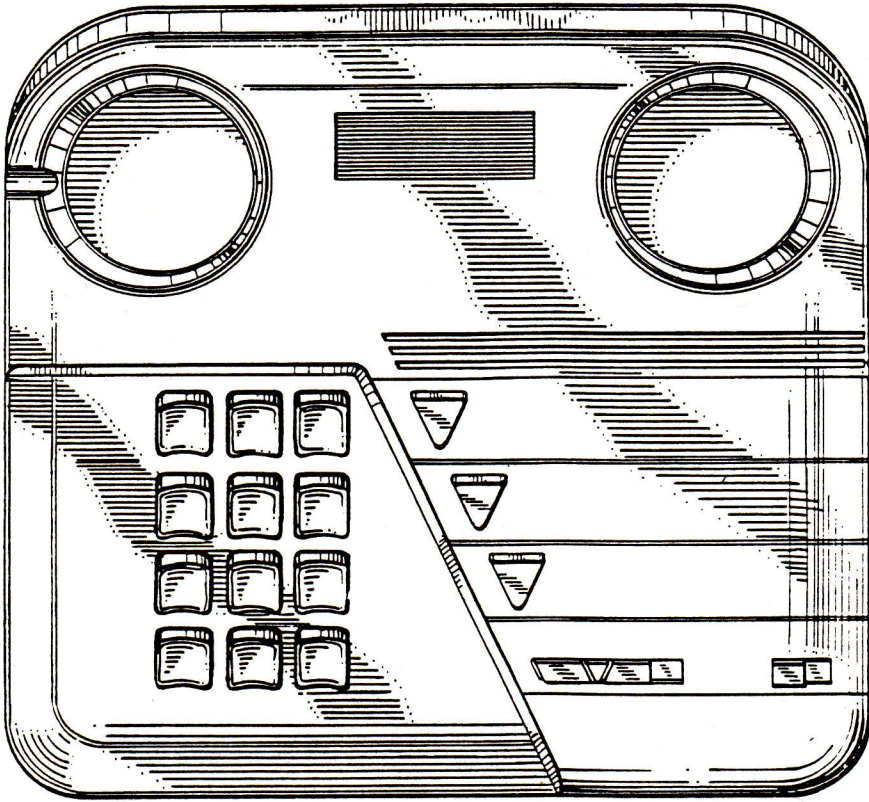


FIG. 2

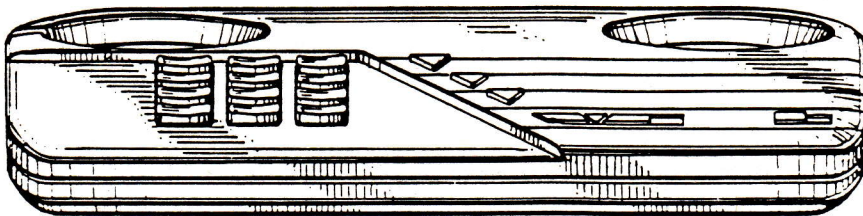


FIG. 3

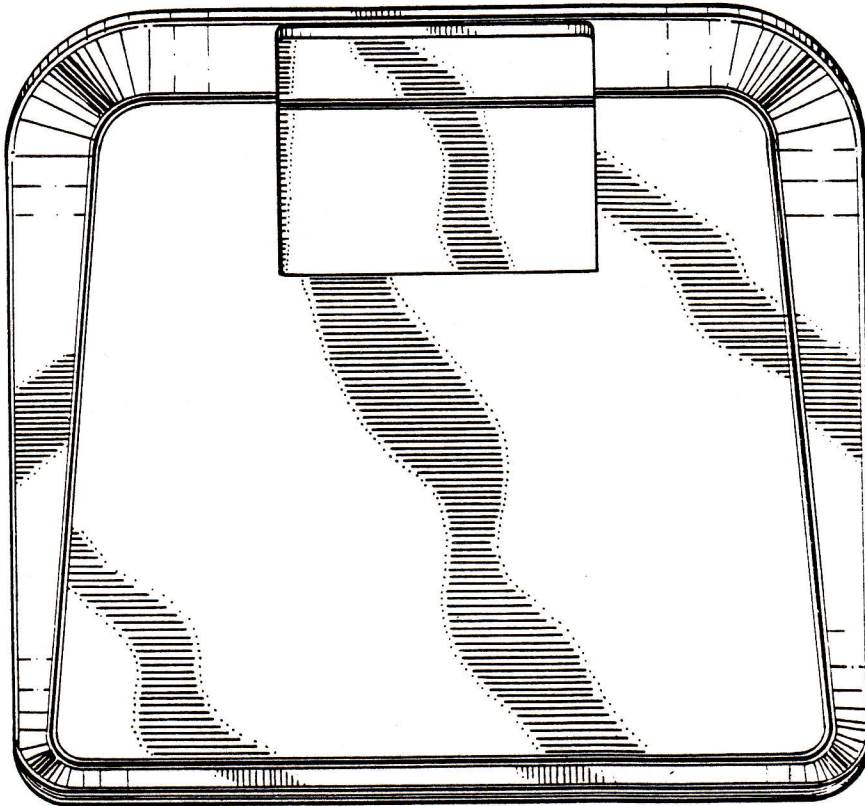


FIG. 4

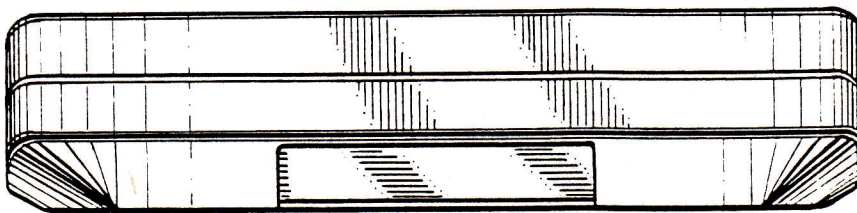


FIG. 5

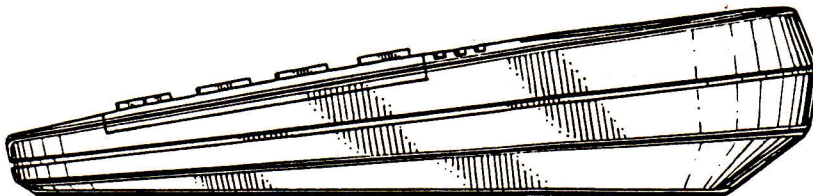


FIG. 6

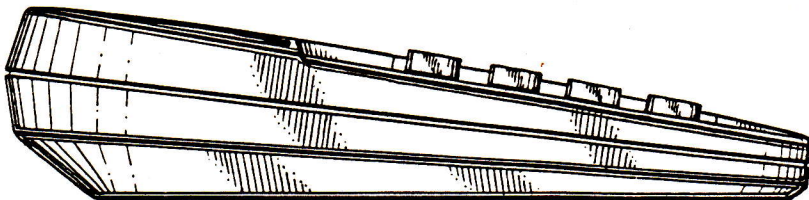


FIG. 7