

CONFERENCING TELEPHONE UNIT

BY

Fred Douglas LEESON,  
Henry Allan MAIN, and  
Clifford Dean READ



date: 1 Oct 74

from: L.C. Beaumont Dept. 7A00 BNR Crk.

to: C.D. Read Dept. 7Z20 BNR Central

copies to: J. Lapointe Dept. 8E70 BNR Central

I was pleased to hear that design applications on an invention by yourself and Fred Douglas Leeson and Henry Allan Main, entitled

CONFERENCING TELEPHONE UNIT

have been filed in Canada and the United States.

Enclosed herewith is a copy of the drawings for the above application.

Congratulations on this application which has been filed by our Laboratories.

*Coli*

L.C. Beaumont.

APPLICATION FOR REGISTRATION OF AN INDUSTRIAL DESIGN

WE, NORTHERN TELECOM LIMITED

whose full post office address is:

P.O. Box 6123, Montreal, Quebec, Canada, H3C 3J5,

hereby request that you register in the name of:

NORTHERN TELECOM LIMITED

whose full post office address is:

P.O. Box 6123, Montreal, Quebec, Canada, H3C 3J5,

an Industrial Design for the CONFERENCING TELEPHONE UNIT

of which we are the sole proprietors.

We declare that the said Industrial Design was not in use to our knowledge by any other person than ourselves at the time of our adoption thereof.

The said Industrial Design is characterized by:

a housing having top and bottom planes of polygonal plan form connected by a plurality of contiguous flat sides, a base member of polygonal plan form corresponding to the plan form of the top and bottom planes, the base member spaced from the bottom plane of the housing and connected thereto by a recessed portion having a plurality of sides corresponding to the plurality of sides of the housing, each side of the recessed portion parallel to a side of the housing, the surface of each side of the recessed portion having the appearance of fabric, and a flat upper member inset in the top of the

housing and having an outer surface with the appearance of fabric.

Drawings of the said Industrial Design are hereunto annexed in which:

Figure 1 is a perspective view of the conferencing telephone unit;

Figure 2 is a top plan view of the unit illustrated in Figure 1;

Figure 3 is a bottom plan view of the unit illustrated in Figure 1; and

Figure 4 is a side view of the unit illustrated in Figure 1.

SIGNED AT THE JUDICIAL DISTRICT OF OTTAWA-CARLETON,  
PROVINCE OF ONTARIO, this 14 day of September 1978.  
in the presence of the two undersigned witnesses.

*May Robbs*  
*A. Chapawick*

NORTHERN TELECOM LIMITED.

By *S. T. Jelly*  
Original Signed By  
SIDNEY T. JELLY,  
Patent Agent.

TO: The Commissioner of Patents,  
1 Place du Portage,  
HULL, Quebec, Canada, K1A 0E1.

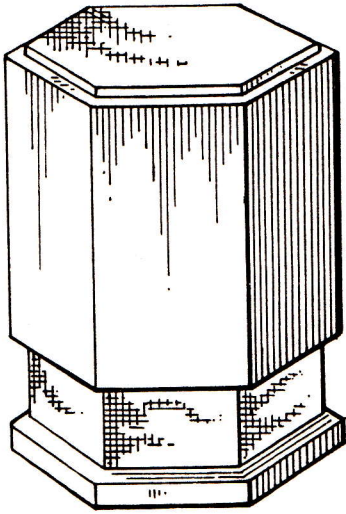


Fig. 1

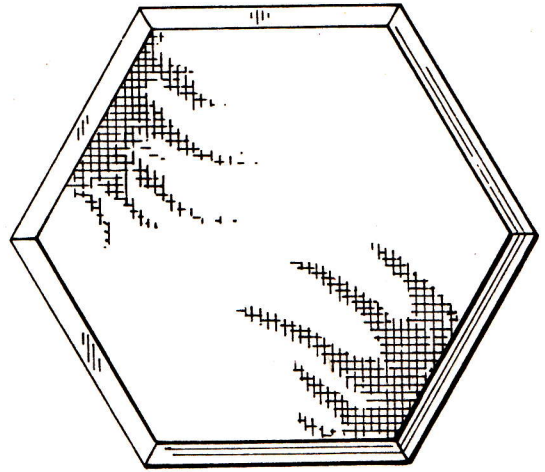


Fig. 2

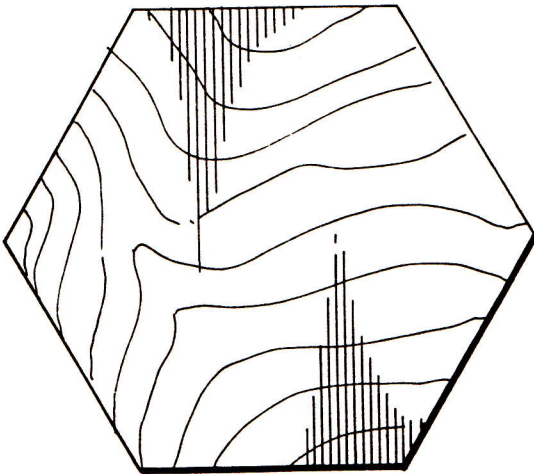


Fig. 3



Fig. 4