





date: **FEB 14 1977**

from: L.A. Taylor, Vice-President, Technology

to: J.F. Tyson, Dept. 7Z00 BNR Central

copies to: J.S. Buchan, Dept. 7A00 BNR CRK  
A.J. Solar, Dept. 7Z20 BNR Central  
W. Deacon, Dept. 8E60 BNR Central

subject: Industrial Design - HEADSET-HARDHAT ADAPTER  
by Clifford READ

We have received notification from Northern's Patent Department that the above-identified Industrial Design has been registered in Canada as No. 41697 on January 31, 1977.

Would you please present the enclosed copy of the Application and drawings to Clifford Read with my congratulations.

A handwritten signature in black ink, appearing to read 'Lloyd A. Taylor'.

Lloyd A. Taylor,  
Vice-President, Technology

Neil-Northern research  
FEB 16 1977





Consumer and  
Corporate Affairs

Industrial  
Design  
Office

Certificate of  
Registration

Consommation et  
Corporations

Bureau  
des dessins  
industriels

Certificat  
d'enregistrement

**INDUSTRIAL DESIGN**

**DESSIN INDUSTRIEL**

**41697**

TO ALL TO WHOM THESE PRESENTS SHALL  
COME:

À TOUS CEUX QUI LES PRÉSENTES VERRONT

WHEREAS an application has been presented to the COMMISSIONER OF PATENTS for the registration of an industrial design and a drawing and description of which have been deposited, copy of which is hereunto attached and made an essential part hereof

CONSIDÉRANT QUE une demande a été présentée au COMMISSAIRE DES BREVETS en vue de l'enregistrement d'un dessin industriel dont une esquisse et une description ont été déposées copie étant annexée aux présentes et en faisant partie essentielle:

NOW THEREFORE THIS CERTIFICATE OF REGISTRATION given pursuant to the provisions of the Industrial Design Act is evidence of the design, of the originality of the design, of the name of the proprietor, of the person named as proprietor in the application being the proprietor, of compliance with the provisions of the said Act and of the commencement and term of registry of FIVE YEARS from the date of these presents whereby an exclusive right is acquired to make, use and vend such design within and throughout Canada or any part thereof

À CES CAUSES LE PRÉSENT CERTIFICAT D'ENREGISTREMENT donné conformément aux dispositions de la Loi sur les dessins industriels, est une attestation du dessin, de l'originalité du dessin, du nom du propriétaire, du fait que la personne dite propriétaire est propriétaire, de l'observation des dispositions de ladite Loi et de la date et de l'expiration de l'enregistrement de CINQ ANS à compter de la date des présentes, en vertu desquelles un droit exclusif est acquis de faire, d'utiliser et de vendre ce dessin dans toute l'étendue ou dans toute partie que ce soit du Canada.

PROVIDED that the registration hereby made is subject to the conditions contained in the Act aforesaid.

L'ENREGISTREMENT- effectué par les présentes est toutefois soumis aux conditions contenues dans la Loi précitée

IN TESTIMONY WHEREOF I have set my hand and caused the Seal of the Patent Office to be hereunto affixed at Hull, Quebec, on **this thirty-first day of January, 1977.**

EN FOI DE QUOI j'ai signé les présentes et y ai fait apposer le sceau du Bureau des brevets à Hull, Québec, le

Commissioner of Patents    Commissaire des brevets

  
ATTESTING OFFICER - CERTIFICATEUR

APPLICATION FOR REGISTRATION OF AN INDUSTRIAL DESIGN

WE, BELL-NORTHERN RESEARCH LTD.

whose full post office address is:

P.O. Box 3511, Station "C", Ottawa, Ontario, Canada, K1Y 4H7

hereby request you to register in the name of:

BELL-NORTHERN RESEARCH LTD.

whose full post office address is:

P.O. Box 3511, Station "C", Ottawa, Ontario, Canada, K1Y 4H7

an Industrial Design for a HEADSET-HARDHAT ADAPTER

of which we are the sole proprietors.

We declare that the said Industrial Design was not in use to our knowledge by any other person than ourselves at the time of our adoption thereof.

The said Industrial Design is characterized by

a cylindrical top portion having a cylindrical projection depending orthogonally from its circumferential side; the projection angling at its mid-point and terminating at the middle of an inverted U-shaped member, the legs of which are slightly convex and taper from top to bottom; the middle portion of said U-shaped member being cylindrical in cross-section; and the legs being rectangular in cross-section with a slightly crowned outer surface.

Drawings of the said Industrial Design are hereunto annexed in which:

Figure 1 is a front view of a headset-hardhat adapter;

Figure 2 is a perspective view;

Figure 3 is a side view; and

Figure 4 is an end view thereof.

SIGNED AT THE JUDICIAL DISTRICT OF OTTAWA-CARLETON, PROVINCE OF ONTARIO

this 11th day of August 1976, in the presence of the two undersigned witnesses.

Anne Chopowick

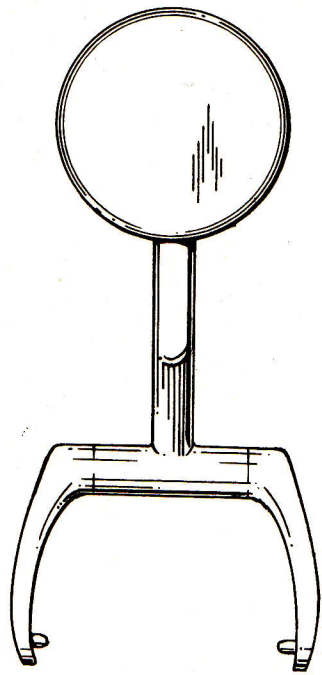
BELL-NORTHERN RESEARCH LTD.

R. G. Walters.

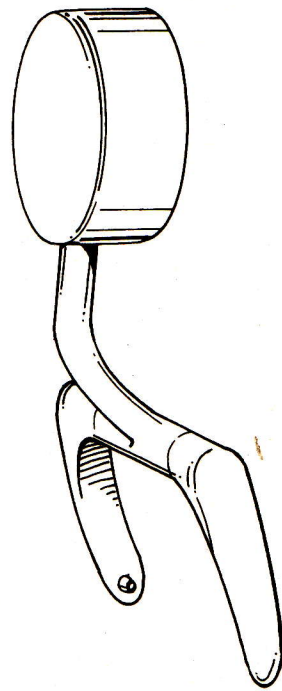
By

John E. Mowle  
JOHN E. MOWLE, Patent Agent

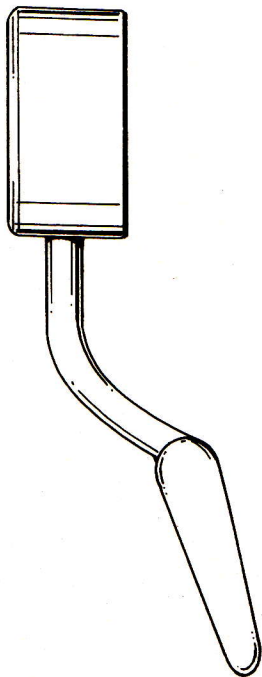
TO: The Commissioner of Patents,  
1 Place du Portage,  
Hull, Quebec, Canada, K1A 0E1



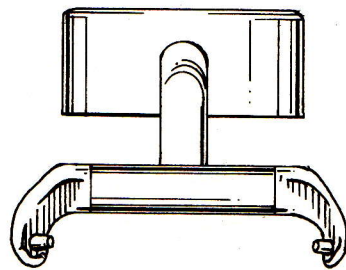
**FIG. 1**



**FIG. 2**



**FIG. 3**



**FIG. 4**

- [54] **HEADSET-HARDHAT ADAPTER**
- [75] **Inventor:** Clifford D. Read, Ottawa, Canada
- [73] **Assignee:** Northern Telecom Limited, Montreal, Canada
- [\*\*] **Term:** 14 Years
- [21] **Appl. No.:** 714,621
- [22] **Filed:** Aug. 16, 1976
- [51] **Int. Cl.** ..... D14-03
- [52] **U.S. Cl.** ..... D14/94
- [58] **Field of Search** ..... D14/65, 36, 37, 32, D14/94, 67; 179/156 R, 156 A

3,134,861	5/1964	Dempsey et al. ....	179/156 R
3,629,522	4/1969	Richards .....	179/156 R
3,787,641	1/1974	Santori .....	179/156 R
3,889,190	6/1975	Palmer .....	179/156 A
3,890,475	6/1975	Denhart .....	179/156 A
3,902,025	8/1975	Lewis .....	D14/65 X

*Primary Examiner*—Bernard Ansher  
*Attorney, Agent, or Firm*—John E. Mowle

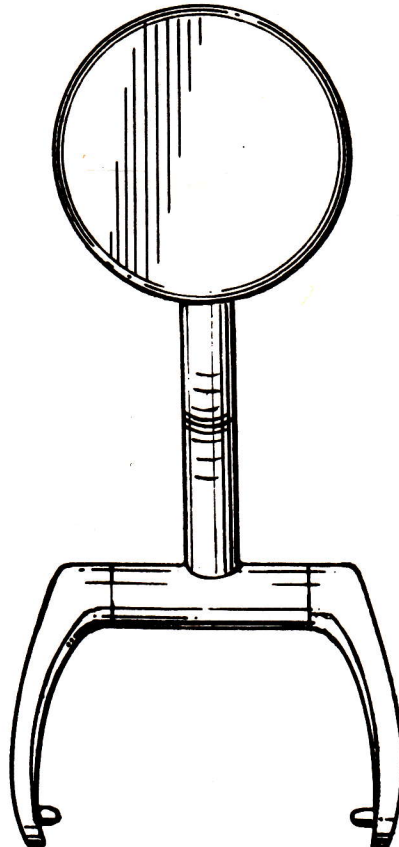
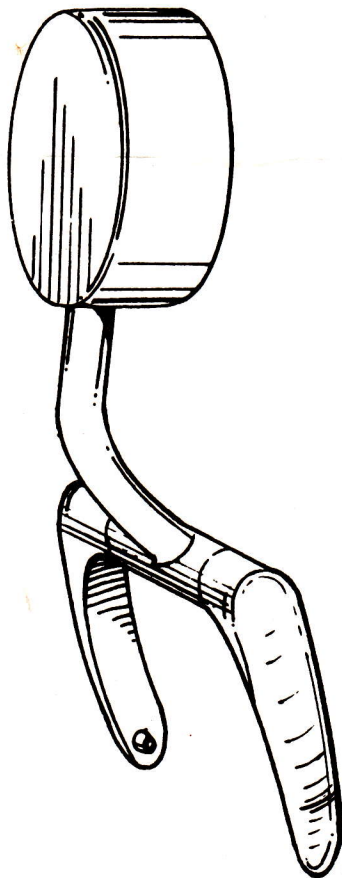
[57] **CLAIM**

The ornamental design for a headset-hardhat adapter, substantially as shown.

**DESCRIPTION**

FIG. 1 is a front view of a headset-hardhat adapter, showing my new design;  
 FIG. 2 is a perspective view thereof;  
 FIG. 3 is a side view thereof;  
 FIG. 4 is an end view thereof; and  
 FIG. 5 is a rear view.

- [56] **References Cited**
- U.S. PATENT DOCUMENTS**
- D. 239,034 3/1976 Stilgenbauer ..... D14/65



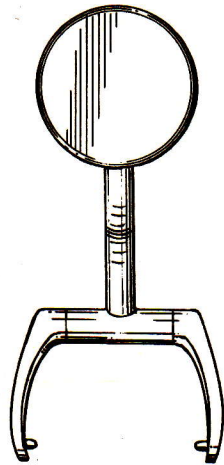


FIG. 1

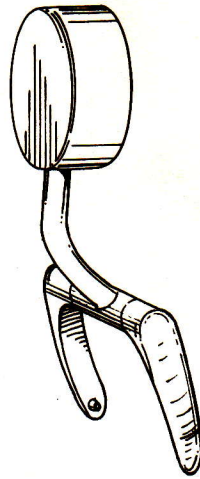


FIG. 2

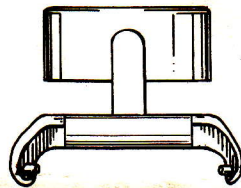


FIG. 4

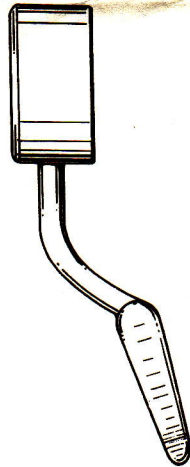


FIG. 3

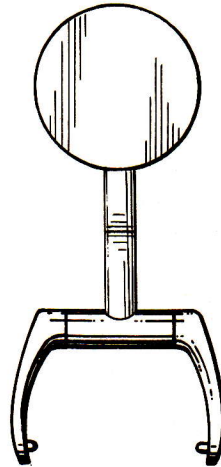


FIG. 5